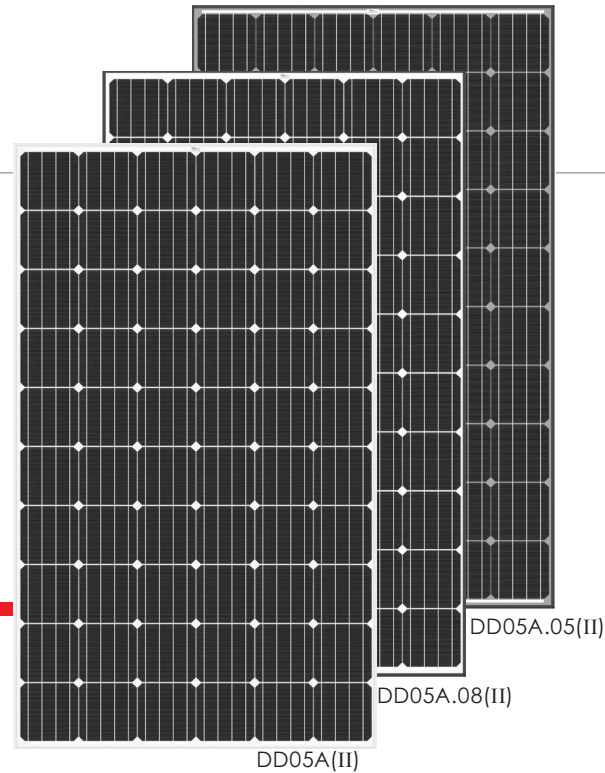


Mono

Multi

Solutions

THE Honey^M PLUS⁺ MODULE



60 CELL
MONOCRYSTALLINE MODULE

270-290W
POWER OUTPUT RANGE

17.7%
MAXIMUM EFFICIENCY

0~+5W
POSITIVE POWER TOLERANCE

As a leading global manufacturer of next generation photovoltaic products, we believe close cooperation with our partners is critical to success. With local presence around the globe, Trina is able to provide exceptional service to each customer in each market and supplement our innovative, reliable products with the backing of Trina as a strong, bankable partner. We are committed to building strategic, mutually beneficial collaboration with installers, developers, distributors and other partners as the backbone of our shared success in driving Smart Energy Together.

Trina Solar Limited
www.trinasolar.com



Excellent low light performance on cloudy days, mornings and evenings

- Advanced surface texturing
- Back surface field
- Selective emitter



Maximize limited space with top-end efficiency

- Up to 177 W/m² power density
- Low thermal coefficients for greater energy production at high operating temperatures



Highly reliable due to stringent quality control

- Over 30 in-house tests (UV, TC, HF, and many more)
- In-house testing goes well beyond certification requirements

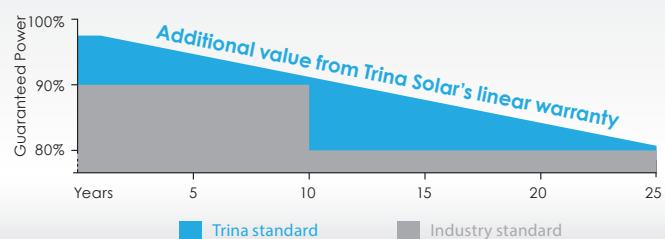


Certified to withstand challenging environmental conditions

- 2400 Pa wind load
- 5400 Pa snow load
- 35 mm hail stones at 97 km/h

LINEAR PERFORMANCE WARRANTY

10 Year Product Warranty • 25 Year Linear Power Warranty



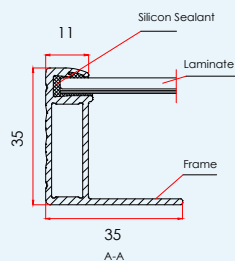
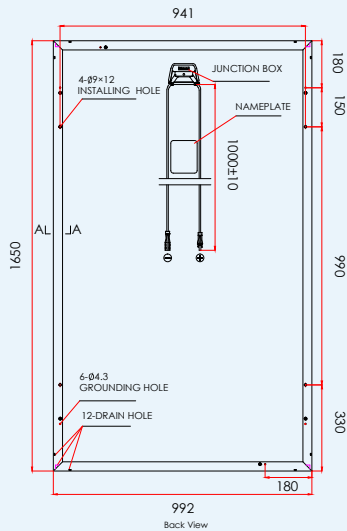
PRODUCTS

TSM-DD05A(II)
TSM-DD05A.08(II)
TSM-DD05A.05(II)

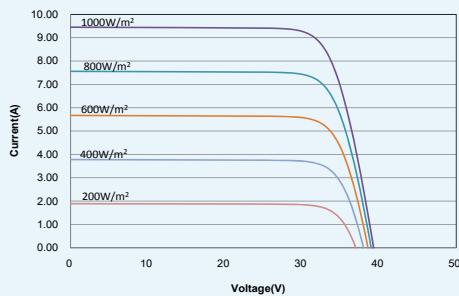
POWER RANGE

275-290W
275-290W
270-275W

DIMENSIONS OF PV MODULE unit:mm



I-V CURVES OF PV MODULE(285W)



CERTIFICATION



ELECTRICAL DATA (STC)

Peak Power Watts- P_{MAX} (Wp)	270	275	280	285	290
Power Output Tolerance- P_{MAX} (W)	0~+5				
Maximum Power Voltage- V_{MPP} (V)	31.2	31.4	31.7	31.8	32.2
Maximum Power Current- I_{MPP} (A)	8.66	8.76	8.84	8.97	9.01
Open Circuit Voltage- V_{OC} (V)	38.4	38.7	39.0	39.3	39.5
Short Circuit Current- I_{SC} (A)	9.18	9.26	9.35	9.45	9.50
Module Efficiency η_m (%)	16.5	16.8	17.1	17.4	17.7

STC: Irradiance 1000 W/m², Cell Temperature 25°C, Air Mass AM1.5.

ELECTRICAL DATA (NOCT)

Maximum Power- P_{MAX} (Wp)	201	205	209	212	216
Maximum Power Voltage- V_{MPP} (V)	28.9	29.2	29.4	29.6	29.9
Maximum Power Current- I_{MPP} (A)	6.96	7.02	7.10	7.17	7.23
Open Circuit Voltage- V_{OC} (V)	35.7	36.0	36.3	36.6	36.7
Short Circuit Current- I_{SC} (A)	7.41	7.48	7.55	7.63	7.67

NOCT: Irradiance at 800 W/m², Ambient Temperature 20°C, Wind Speed 1 m/s.

MECHANICAL DATA

Solar cells	Monocrystalline 156 × 156 mm (6 inches)
Cell orientation	60 cells (6 × 10)
Module dimensions	1650 × 992 × 35 mm (65.0 x 39.1 x 1.4 inches)
Weight	18.6 kg (41 lb)
Glass	3.2 mm (0.13 inches), High Transmission, AR Coated Tempered Glass
Backsheet	White (DD05A(II), DD05A.08(II)); Black (DD05A.05(II))
Frame	Silver Anodized Aluminium Alloy (DD05A(II)) Black (DD05A.08(II), DD05A.05(II))
J-Box	IP 65 or IP 67 rated
Cables	Photovoltaic Technology cable 4.0mm ² (0.006 inches ²), 1000mm (39.4 inches)
Connector	MC4 Compatible

TEMPERATURE RATINGS

Nominal Operating Cell Temperature (NOCT)	44°C (± 2°C)
Temperature Coefficient of P_{MAX}	- 0.39%/°C
Temperature Coefficient of V_{OC}	- 0.29%/°C
Temperature Coefficient of I_{SC}	0.05%/°C

MAXIMUM RATINGS

Operational Temperature	-40~+85°C
Maximum System Voltage	1000V DC (IEC) 1000V DC (UL)
Max Series Fuse Rating	15A

WARRANTY


10 year Product Workmanship Warranty
25 year Linear Power Warranty

(Please refer to product warranty for details)

PACKAGING CONFIGURATION

Modules per box: 30 pieces

Modules per 40' container: 840 pieces



TSM_EN_2016_B